



JESUS WAS TRANSFORMED

Matthew 17:1-13

Jesus took three of His disciples—Peter, James, and his brother John—up on a high mountain. Suddenly Jesus' appearance was changed. His face shone like the sun. His clothes became as white as light. Then, Moses and Elijah appeared and talked with Jesus.

Peter told Jesus, "Lord, it is good for us to be here! If You want me to, I will make three shelters here—one for You, one for Moses, and one for Elijah." Peter was scared and didn't really know the right thing to say.

While Peter was talking, a bright cloud covered them and a voice from the cloud spoke, "This is My beloved Son. I take delight in Him. Listen to Him!"

The disciples were afraid and they fell down on the ground.

Jesus came and touched the disciples, "Do not be afraid," He said. Peter, James, and John looked around. They only saw Jesus. Jesus told them, "Don't tell anyone about this until I am raised from the dead."

The disciples had questions about a promise one of the prophets, Malachi, had made. Malachi promised that a special messenger would come before the Messiah. Jesus helped the disciples understand that the promise was about John the Baptist. The promise had come true, even though the religious leaders did not believe it.

Jesus Was Transformed

Session #3 & March 19, 2023

Younger Children's Activity

Resources Needed: 10-inch yellow paper plates with di cut cross in the middle, scissors, clear contact paper: 4 x 6 rectangles, small pieces of multi-colored tissue paper, pipe cleaners, pony beads, hole punch, dark sharpie markers.

Directions:

- Set up each plate with a piece of contact paper stuck on the back of the plate.
- Have each kid add small pieces of tissue paper to the front of the plate on the sticky contact paper.
- Use a sharpie to write "Jesus is God's Son" on the front of the plate.
- Hole punch 2 holes on the top of the plate for a handle.
- Put pony beads on a pipe cleaner and attach to the holes of the plate.

Extra Activity: The Strongest Structure activity pg 29 (thick spaghetti noodles, large and small marshmallows, paper plates) (in groups of 2) Take a picture after finished.

Older Children's Activity

Resources Needed: Item 43: "Transfiguration" printable one for each child, black construction paper, scissors, white pencils, flameless tea lights, glue, wax paper, tape

Directions:

- Glue the outline of Moses, Jesus, and Elijah on black construction paper.
- Use a white colored pencil to write Jesus is the glorious Son of God who would suffer to pay the price for our sin.
- Guide kids to cut out the inside of each character.
- Glue wax paper to the back of the picture.
- Fold the bottom of the paper back at the feet of the characters.
- Tape tea light candle to the folded strip behind Jesus in the middle.

Extra Activity: Tic-Tac-Toe Chairs pg 29 (Item 9)



THE STRONGEST STRUCTURE

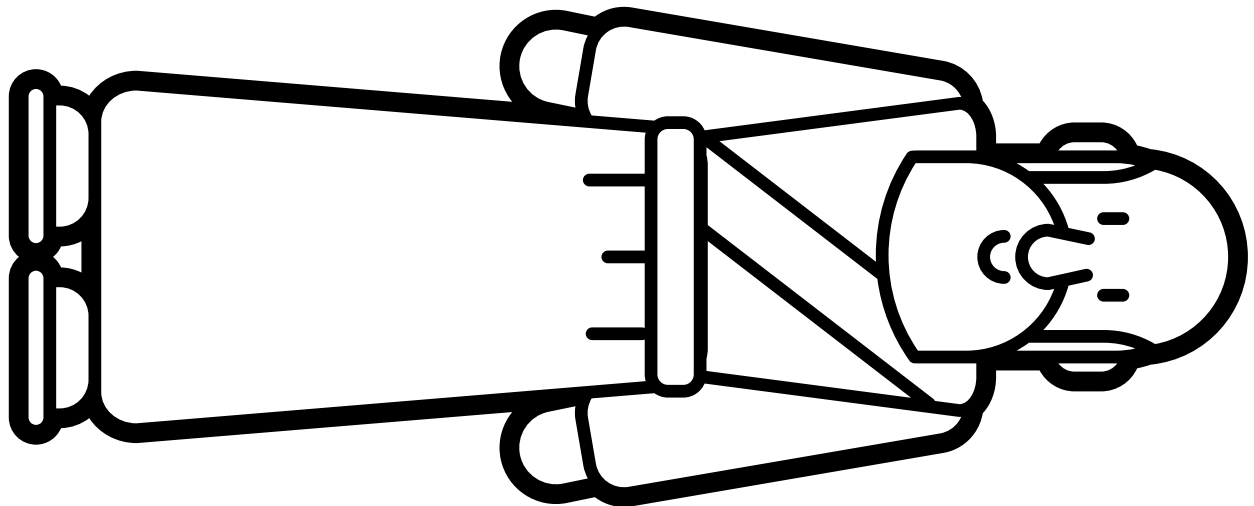


Tools: large and small marshmallows, dry fettuccine noodles, toothpicks, graham cracker squares, icing, gum drops, craft sticks, foam trays, baby wipes, paper towels, Item 4: "Allergy Alert" (Printables)

- ☐ *Gather any suggested supplies. Prepare three groups of supplies with one group being large marshmallows and dry fettuccine noodles. Another group should contain gum drops, small marshmallows, and toothpicks. The last group should contain graham crackers and icing.*
- ☐ *Prepare the tables with the suggested supplies. Each table should have foam trays available to build the structures on. The craft sticks should be used for the icing. Have the baby wipes and paper towels available for any mess.*
- Form three groups, and assign each group their working zone and supplies.
- Allow your kids to build a structure using the supplies given to them. Remind kids that when Peter saw Moses and Elijah, he was in shock. He offered to build them all a structure.
- Say: "Peter didn't know what to say when he saw Moses and Elijah. The disciples were struck with fear when the cloud covered them and God spoke to them. They learned that **Jesus is the Son of God**. God told them to listen to Him. We should listen to Jesus, too."

TIC-TAC-TOE CHAIRS

Tools: Item 9: "Review Questions" (Printables), 9 chairs, Optional: painter's tape

- ☐ *Print the "Review Questions" and place 9 chairs in 3 rows of 3.*
- ☐ *Alternative: Draw 9 spaces on the ground with painter's tape.*
- Read a "Review Question" and allow one team to answer.
- If they get the answer correct, they can select a team member to sit in one of the chairs.
- If they answer incorrectly, the other team may try to answer and place one of their team members in a chair.
- The first team to get three of their team members seated in a row (vertical, horizontal, or diagonal) wins.
- Supplement with previous week's "Review Questions," the Memory Verse, and Text Truths.
- Say: "As we reviewed what we learned from today's Bible story, it is clear that **Jesus is the glorious Son of God who would suffer to pay the price for our sin.**"



JESUS WAS TRANSFORMED

JESUS IS THE GLORIOUS SON OF GOD WHO WOULD SUFFER TO PAY THE PRICE FOR OUR SIN.

March 19

MOUNT HERMON

In **MATTHEW 17**, Jesus took three of His disciples up on a high mountain. Suddenly Jesus' appearance was changed—His face shone like the sun and His clothes became as white as light! Then **MOSES AND ELIJAH** appeared and talked with **JESUS** on the mountain.

This mountain was likely Mount Hermon, which is part of a cluster of mountains along the border between modern-day Syria and Lebanon. Mount Hermon stands **9,232 FEET ABOVE SEA LEVEL**, and today the mountain hosts a United Nations post and a ski resort! →

Can you imagine skiing or sledding on the same mountain where Jesus once stood?!

EATING WITH THE APOSTLES

These spoons represent the apostles from today's story.

PETER

JAMES

JOHN

These silver apostle spoons were made by a British metalsmith in the early 1590s. Apostle spoons were popular in Europe during this time period and usually came in sets of 13: 1 spoon for each of the 12 apostles + 1 larger spoon (called the "Master") for Jesus.

BIBLE PASSAGE:
MATTHEW 17:1-13

MEMORY VERSE:
MATTHEW 16:16

ILLUMINATING FACTS

Did you know that the color white is actually the absence of color? You cannot mix any colors together to make white. But white light is actually made up of every color! A prism can be used to break white light apart into every color of the rainbow.



Check out these other illuminating facts about light:

Light is energy that travels in waves and is the only energy we can see with our eyes.

If you could run at the speed of light, you could run 7 ½ laps around the earth in 1 second.

Plants turn sunlight into food through a process called photosynthesis.



The moon does not produce light. Instead, it reflects light from the sun.




The radiance of God's light is so great, Moses' face shone after being in His presence on Mt. Sinai. (Exodus 34:29-35)

Jesus' face shining like the sun and His clothes becoming white as light in Matthew 17 showed that Jesus possessed the same glory as God the Father.

WHAT DOESN'T BELONG?

Examine today's Bible teaching picture. Find the **5 THINGS** that do not belong in the picture.



WHERE IS THE STORY?

Fill in the missing letters to complete the name of the Bible book that records part of the story of some person mentioned in today's Bible story. Then tell a friend whether the book is in the Old Testament or the New Testament.

Moses' story is recorded in the book of X D S .

Elijah's story is recorded in the book of 1 K N S .

Jesus' story on earth is recorded in the book of M T T E .

John the Baptist's story is recorded in the book of U E .